



# HF800

---

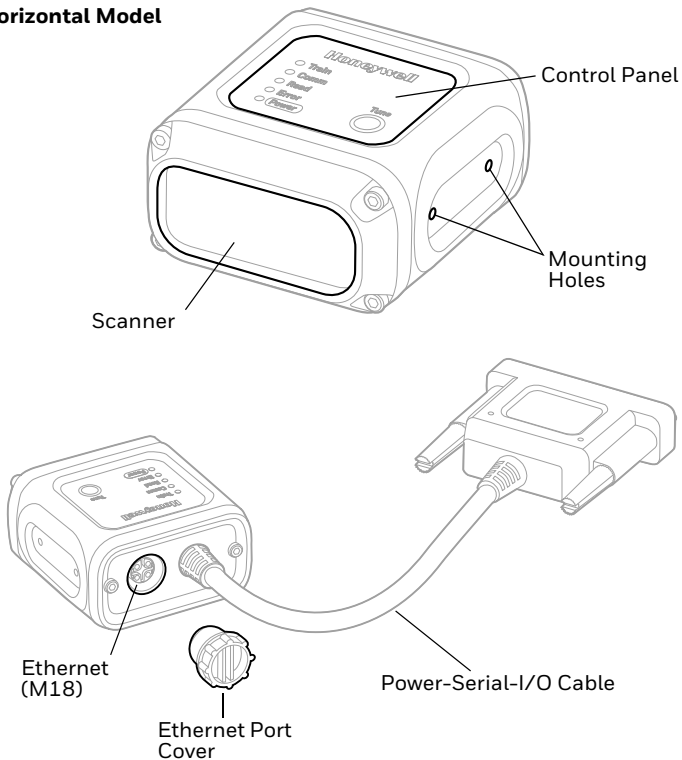
Fixed-Mount Industrial Scanner

## Quick Start Guide

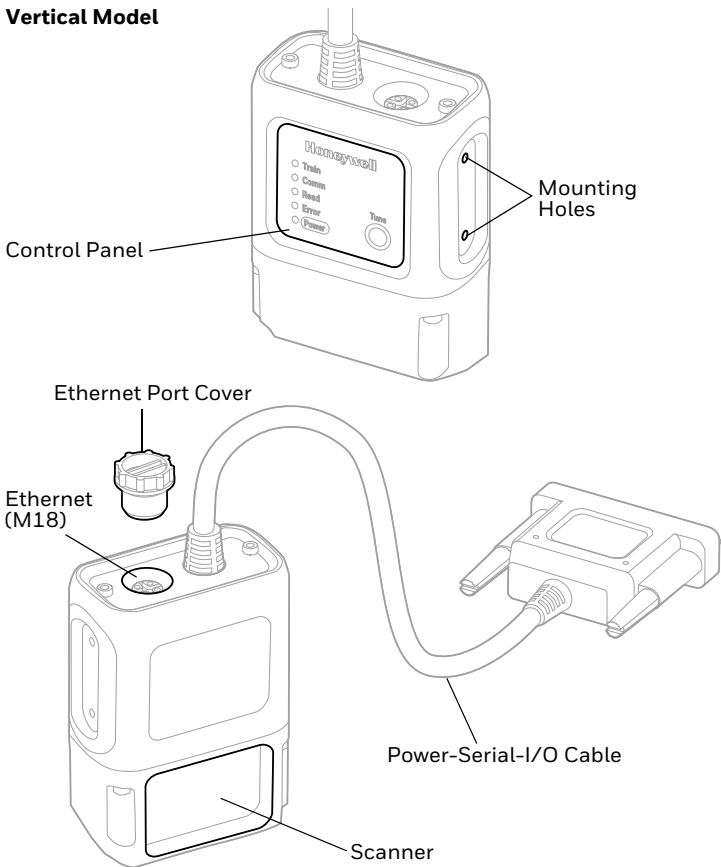
**Note:** Refer to your User Guide for information about cleaning your device.

## Scanner Features

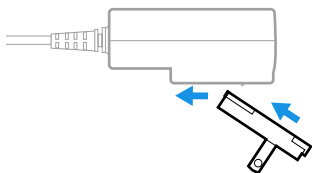
### Horizontal Model



## Vertical Model



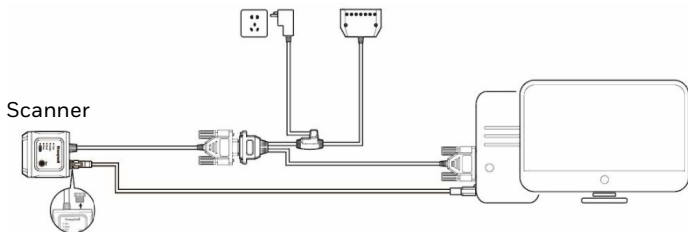
## Power Supply Assembly (if included)



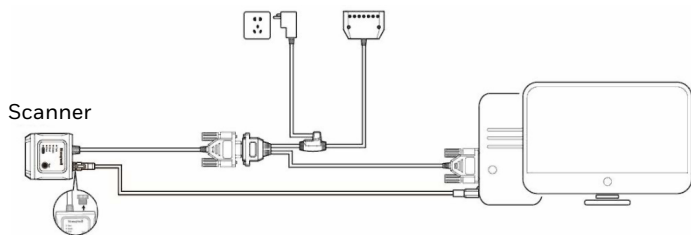
**Note:** Power supply must be ordered separately, if needed.

## Connect the Scanner

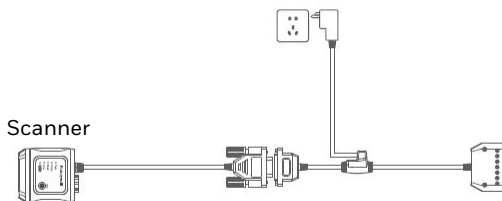
### Ethernet



## RS232




## RS485

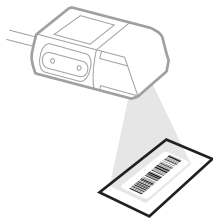


# Reading Techniques

## Horizontal Model



## Vertical Model



**Note:** *If the light level in the room is not high enough, the barcode may not be read. If room lighting is not sufficient, auxiliary lighting may improve scanning performance*

## DataMax

To access additional features for the scanner, use DataMax, a configuration software tool, available from [honeywell.com/PSSsoftware-downloads](https://honeywell.com/PSSsoftware-downloads).

## Support

To search our knowledge base for a solution or to log in to the Technical Support portal and report a problem, go to [honeywell.com/PSStechnicalsupport](https://honeywell.com/PSStechnicalsupport).

## User Documentation

For the user guide and other documentation, go to [sps.honeywell.com](https://sps.honeywell.com).

## Limited Warranty

For warranty information, go to [sps.honeywell.com](https://sps.honeywell.com) and select **Support > Warranties**.

## Patents

For patent information, see [www.hsmpats.com](http://www.hsmpats.com).

## Disclaimer

Honeywell International Inc. (“HII”) reserves the right to make changes in specifications and other information contained in this document without prior notice, and the reader should in all cases consult HII to determine whether any such changes have been made. HII makes no representation or warranties regarding the information provided in this publication.

HII shall not be liable for technical or editorial errors or omissions contained herein; nor for incidental or consequential damages resulting from the furnishing, performance, or use of this material. HII disclaims all responsibility for the selection and use of software and/or hardware to achieve intended results.

This document contains proprietary information that is protected by copyright. All rights are reserved. No part of this document may be photocopied, reproduced, or translated into another language without the prior written consent of HII.

Copyright © 2022 Honeywell International Inc. All rights reserved.