

PowerScan™ PD96XX

QUICK REFERENCE GUIDE



Industrial Coded Handheld
Area Imager Bar Code Reader

 **DATALOGIC**

Datalogic S.r.l.

Via S. Vitalino, 13
40012 Calderara di Reno (BO)
Italia
Telefono: +39 051 3147011
Fax: +39 051 3147205

©2022 Datalogic S.p.A. and /or its affiliates.

All rights reserved. Without limiting the rights under copyright, no part of this documentation may be reproduced, stored in or introduced into a retrieval system, or transmitted in any form or by any means, or for any purpose, without the express written permission of Datalogic S.p.A. and/or its affiliates.

Owners of Datalogic products are hereby granted a non-exclusive, revocable license to reproduce and transmit this documentation for the purchaser's own internal business purposes. Purchaser shall not remove or alter any proprietary notices, including copyright notices, contained in this documentation and shall ensure that all notices appear on any reproductions of the documentation.

Electronic versions of this document may be downloaded from the Datalogic website (www.datalogic.com). If you visit our website and would like to make comments or suggestions about this or other Datalogic publications, please let us know via the "Contact" page.

Disclaimer

Datalogic has taken reasonable measures to provide information in this manual that is complete and accurate, however, Datalogic shall not be liable for technical or editorial errors or omissions contained herein, nor for incidental or consequential damages resulting from the use of this material. Datalogic reserves the right to change any specification at any time without prior notice.

Trademarks

Datalogic and the Datalogic logo are registered trademarks of Datalogic S.p.A. in many countries, including the U.S.A. and the E.U.

PowerScan is a trademark of Datalogic S.p.A. and/or its affiliates, registered in the U.S. All other trademarks and brands are property their respective owners.

Patents

See www.patents.datalogic.com for patent list.

See the Regulatory Addendum included with your product for additional regulatory, safety and legal information.

TABLE OF CONTENTS

END USER SOFTWARE LICENSE AGREEMENT.....	IV
Software Product Policy	IX
About the Scanner	1
General Features.....	1
Setting Up the Reader	2
Connecting the Cable	2
Connecting to the Host Interface.....	4
Using the PowerScan™ PD96XX	6
Selecting the Interface Type	7
Interface Selection	7
Configuring the Interface	7
Keyboard Interface.....	10
Programming.....	15
Using Programming Bar Codes	15
Configure Other Settings	15
Resetting Product Defaults	15
Reading Parameters.....	16
Operating Modes	16
Scan Mode	16
Technical Specifications	18
PowerScan™ PD96XX.....	18
LED and Beeper Indications	21
Troubleshooting	22
Cleaning Procedure	23
Common Cleaning Solutions	23
Cleaning enclosure and window surfaces	24
Ergonomic Recommendations	25
Technical Support	25
Support Through the Website	25
Reseller Technical Support.....	25
Warranty	26

END USER SOFTWARE LICENSE AGREEMENT

(EULA) FOR THE PowerScan™ PD96XX PRODUCT SERIES

NOTICE TO END USER: BY DOWNLOADING OR INSTALLING THE SOFTWARE, OR BY USING THE DATALOGIC PRODUCT THAT INCLUDES THIS SOFTWARE, THE END USER CONSENTS TO BE BOUND BY THIS AGREEMENT. IF THE END USER DOES NOT AGREE WITH ALL OF THE TERMS OF THIS AGREEMENT, THEN DATALOGIC IS NOT WILLING TO LICENSE THE SOFTWARE AND THE END USER IS NOT ALLOWED TO DOWNLOAD, INSTALL OR USE THE SOFTWARE OR THE DATALOGIC PRODUCT---

This End User License Agreement ("EULA") is between Datalogic IP Tech S.r.l. having its registered office at Via San Vitalino 13, 40012 Calderara di Reno (Bologna), Italy ("Datalogic"), and you, either an individual or a single entity, ("End User or "You") who has purchased one or more PowerScan™ PD96XX ("Datalogic Product") subject to the terms and conditions provided in any relevant purchase or sale contract. This EULA applies to the software contained in the Datalogic Product ("Embedded Software") and to any other software, to the extent applicable, offered as optional application software ("Application Software" that together with "Embedded Software" is herein referred to as "Software"). Any Open Source used in a conjunction with the Software is subject to the Open Source licenses available at the following website: <http://www.datalogic.com/oss>

1. Grant of License

- 1.1 Datalogic grants to End User, a personal, non-exclusive, non-transferable, non sub licensable, revocable, limited license to use the Software, solely on the Datalogic Product in which it is embedded or for which it is intended for use, in machine-readable form only, solely for End User's internal business purposes.
- 1.2 End Users shall not distribute, sublicense, rent, loan, lease, assign, export, re-export, resell, ship or divert or cause to be exported, re-exported, resold, shipped or diverted, directly or indirectly, the Software under this Agreement. End User shall not, and shall not permit others to: (i) modify, translate, decompile, reverse engineer, disassemble, or extract the inner workings of the Software, (ii) copy the functionality of the Datalogic Products; (iii) remove any proprietary notices, marks, labels, or logos from the Datalogic Products; (iv) rent or transfer all or some of the Software to any other party without Datalogic's prior written consent.
- 1.3. Title to the licensed Software shall be and remain with Datalogic or the third party from whom Datalogic has obtained a license right. This Agreement does not grant to End User any intellectual property rights. As used in this Agreement the term "purchase" or its equivalent when applied to the Software shall mean "acquire under license". End User is not entitled to receipt or use of the source code of any licensed Software.
- 1.4 Portions of the Datalogic Product are protected by the relevant and applicable patent and copyright laws, international treaty provisions, and other applicable laws. Therefore, End User must treat the Datalogic Product like any other copyrighted material (e.g., a book or musical recording) except that End User may make one copy of the Software solely for back-up purposes. Unauthorized duplication of the Software constitutes copyright infringement.
- 1.5 Any use of the Software outside of the conditions set forth herein is strictly prohibited and will be deemed a breach of this Agreement

resulting in immediate termination of this Agreement. In the event of a breach of this Agreement, Datalogic will be entitled to all available remedies at law or in equity (including but not limiting to immediate termination of the license without notice, immediate injunctive relief and repossession of all Datalogic Products).

- 1.6 Without prejudice of the foregoing, End User grants to Datalogic and its independent accountants or consultants the right to examine End User's books, records and accounts during End User's normal business hours to verify compliance with this Agreement. In the event such audit discloses non-compliance with this Agreement, Datalogic shall be entitled to immediately terminate the Agreement, request End User to promptly pay all (additional) license fees due and any further damages, if any.

2. License Fee

License fees shall be due by End User to Datalogic according to the terms provided for in the relevant contract for the purchase of the Datalogic Product.

3. Termination

Without prejudice to any other rights or remedies Datalogic may have, Datalogic may terminate this Agreement if End User fails to comply with the terms and conditions of this Agreement. Datalogic may terminate this Agreement by offering you a superseding Agreement for the Software or any replacement or modified version of or upgrade to the Software and conditioning your continued use of the Software or such replacement, modified or upgraded version on your acceptance of such superseding Agreement. In addition, either party may terminate this Agreement at any time. Subject to the foregoing, termination shall be effective upon notice to the other party. In the event that this Agreement terminates for any reason, End User's license to use the Software will immediately terminate, and End User must immediately stop using the Software, destroy all copies of the Software and all of its component parts, and, upon request, provide an affidavit certifying your compliance with the foregoing. The provisions of Sub-sections 1.2, 1.3, 1.4, 1.5, 4, 5, 6, 8, and 12 shall survive termination of this Agreement.

4. Limited Warranty

Datalogic warrants that, under normal use and operation, the Software will conform substantially to the applicable Datalogic Product documentation for the period specified in the same, provided that the Software is used with the Datalogic Product. Datalogic's entire liability and End User's sole and exclusive remedy for any breach of the foregoing limited warranty will be, at Datalogic's option, the provision of a downloadable patch or replacement software.

Datalogic does not warrant (i) that Software will meet End User's requirements; (ii) that Software will be uninterrupted or defect error free; (iii) any non conformity derived from unauthorized use, and/or improper installation or repair not in compliance with Datalogic Product documentation. End User agrees that the existence of such non conformities or errors and Datalogic's inability to remedy such errors shall not constitute a breach of this Agreement.

EXCEPT AS PROVIDED IN THIS AGREEMENT, THE DATALOGIC PRODUCT IS PROVIDED "AS IS" AND DATALOGIC MAKES NO WARRANTIES OF ANY KIND, EXPRESS OR IMPLIED, WRITTEN OR ORAL, WITH RESPECT TO THE DATALOGIC PRODUCT OR SOFTWARE, AND SPECIFICALLY DISCLAIMS THE IMPLIED WARRANTIES OF MERCHANTABILITY AND FITNESS FOR A PARTICULAR PURPOSE.

5. Limitation of Liability

EXCEPT AS PROVIDED IN THIS AGREEMENT, NEITHER DATALOGIC NOR ITS LICENSORS SHALL BE LIABLE FOR ANY CLAIMS AGAINST END USER BY ANY OTHER PARTY. IN NO EVENT SHALL DATALOGIC'S LIABILITY FOR DAMAGES, IF ANY, WHETHER BASED UPON CONTRACT, TORT (INCLUDING NEGLIGENCE), PRODUCT LIABILITY, STRICT LIABILITY, WARRANTY, OR ANY OTHER BASIS, EXCEED THE PRICE OR FEE PAID BY END USER FOR THE DATALOGIC PRODUCT. UNDER NO CIRCUMSTANCES SHALL DATALOGIC OR ITS LICENSORS BE LIABLE TO END USER OR ANY THIRD PARTY FOR LOST PROFITS, LOST DATA, INTERRUPTION OF BUSINESS OR SERVICE, OR FOR ANY OTHER SPECIAL, CONSEQUENTIAL, CONTINGENT, INDIRECT, INCIDENTAL, PUNITIVE, EXEMPLARY, OR OTHER SIMILAR DAMAGES, EVEN IF DATALOGIC OR ITS LICENSORS HAVE BEEN ADVISED OF THE POSSIBILITY OF SUCH DAMAGES. END USER MUST BRING ANY ACTION UNDER THIS AGREEMENT WITHIN 12 (TWELVE) MONTHS AFTER THE CAUSE OF ACTION ARISES.

6. Indemnification

To the maximum extent permitted by law, End User agrees to defend, indemnify and hold harmless Datalogic, its affiliates and their respective directors, officers, employees and agents from and against any and all claims, actions, suits or proceedings, as well as any and all losses, liabilities, damages, costs and expenses (including reasonable attorney's fees) arising out of or accruing from or related to Licensee's failure to comply with the terms of this Agreement, including but not limited to (1) non compliance with any applicable laws or regulations with Datalogic product documentation, (2) unauthorized use or disclosure of Software, and (3) use of Software in combination with software, hardware, systems, or other items not provided by Datalogic.

7. Support

End User may request support for Software from Datalogic at Datalogic's standard support fees and under Datalogic's standard support terms and conditions in effect at the time the support is requested.

8. Government Restricted Rights; International Use

- 8.1 Use, duplication, or disclosure of the Software by the U.S. Government is subject to the restrictions for computer software developed at private expense as set forth in the U.S. Federal Acquisition Regulations at FAR 52.227-14(g), or 52.227-19 or in the Rights in Technical Data and Computer Software clause at DFARS 252.227-7013(c)(1)(ii), whichever is applicable.
- 8.2 If End User is using the Datalogic Product outside of the United States, End User must comply with the applicable local laws of the country in which the Datalogic Product is used and with U.S. export control laws,. Without prejudice of the foregoing, the End User agrees to not export or re-export the Software, any part thereof, or any process or service that is the direct product of the Software to any country, person or entity subject to U.S. export restrictions. End User specifically agrees not to export or re-export any of the Software: (i) to any country to which the U.S. has embargoed or restricted the export of goods or services or to any national of any such country, wherever located, who intends to transmit or transport the Software back to such country; (ii) to any person or entity who you know or have reason to know will utilize the Software in the design, development or production of nuclear, chemical or biological weapons; or (iii) to any person or entity who has been prohibited from participating in U.S. export transactions by any federal agency of the U.S. government. End User warrants and represents

that neither the U.S. Commerce Department, Bureau of Export Administration nor any other U.S. federal agency has suspended, revoked or denied its export privileges.

9. Third Party Software

The Datalogic Product may contain one or more items of third party software which use is governed by separate third party license, unless otherwise stated.

10. Open Source Software

Portions of the Software include or operate with Open Source software ("Open Source Software").

Open Source Software is software covered by a publicly available license governed solely under Copyright law, whereas the complete terms and obligations of such license attach to a licensee solely through the act of copying, using and/or distributing the licensed software, such obligations often include one or more of attribution obligations, distribution obligations, copyleft obligations, and intellectual property encumbrances. The use of any Open Source Software is subject to the terms and conditions of this Agreement as well as the terms and conditions of the corresponding license of each Open Source Software package. If there is a conflict between the terms and conditions of this Agreement and the terms and conditions of the Open Source Software license, the applicable Open Source Software license will take precedence. Datalogic is required to reproduce the software licenses, acknowledgments and copyright notices as provided by the authors and owners, thus, all such information is provided in its native language form, without modification or translation. Please reference and review the above mentioned information to identify which Open Source Software packages have source code provided or available.

11. Notices

All notices required or authorized under this Agreement shall be given in writing, and shall be effective when received, with evidence of receipt. Notices to Datalogic shall be sent to the attention of Datalogic IP Tech S.r.l., Legal & IP Department, Via San Vitalino 13, 40012 Calderara di Reno (Bologna), Italy, or such other address as may be specified by Datalogic in writing.

12. General Provisions.

- 12.1. Entire Agreement; Amendment. This document contains the entire agreement between the parties relating to use of the Datalogic Products and the licensing of the Software and supersedes all prior or contemporaneous agreements, written or oral, between the parties concerning the use of the Datalogic Products and licensing of the Software. This Agreement may not be changed, amended, or modified except by written document signed by Datalogic.
- 12.2. Waiver. A party's failure to enforce any of the terms and conditions of this Agreement shall not prevent the party's later enforcement of such terms and conditions.
- 12.3. Governing Law; Venue: End User agrees to the application of the laws of the country in which End User obtained the license to govern, interpret, and enforce all of End User's and Datalogic's respective rights, duties, and obligations arising from, or relating in any manner to, the subject matter of this Agreement, without regard to conflict of law principles. The United Nations Convention on Contracts for the International Sale of Goods does not apply.

All rights, duties, and obligations are subject to the courts of the country in which End User obtained the license. For licenses granted by Licensee who operates in the countries specified below, the following terms applies.

For Americas:

This Agreement is governed by the laws of the State of Oregon. This Agreement and the rights of the parties hereunder shall be governed by and construed in accordance with the laws of the State of Oregon U.S.A, without regard to the rules governing conflicts of law. The state or federal courts of the State of Oregon located in either Multnomah or Lane counties shall have exclusive jurisdiction over all matters regarding this Agreement, except that Datalogic shall have the right, at its absolute discretion, to initiate proceedings in the courts of any other state, country, or territory in which End User resides, or in which any of End User's assets are located. In the event an action is brought to enforce the terms and conditions of this Agreement, the prevailing party shall be entitled to reasonable attorneys' fees, both at trial and on appeal.

For Europe, Middle East and Africa:

This Agreement is governed by the laws of Italy. This Agreement and the rights of the parties hereunder shall be governed by and construed in accordance with the laws of Italy, without regard to the rules governing conflicts of law. Italian Court of Bologna shall have exclusive jurisdiction over all matters regarding this Agreement, except that Datalogic shall have the right, at its absolute discretion, to initiate proceedings in the courts of any other state, country, or territory in which End User resides, or in which any of End User's assets are located. In the event an action is brought to enforce the terms and conditions of this Agreement, the prevailing party shall be entitled to reasonable attorneys' fees, both at trial and on appeal.

For Asia- Pacific Countries:

The validity, interpretation and construction of the Agreement shall be governed by and construed in accordance with Laws of the Republic of Singapore. Parties expressly disclaim the application of the United Nations Convention for International Sale of Goods.

Any dispute arising out of or in connection with this contract, including any question regarding its existence, validity or termination, shall be referred to and finally resolved by arbitration administered by the Singapore International Arbitration Centre ("SIAC") in accordance with the Arbitration Rules of the Singapore International Arbitration Centre ("SIAC Rules") for the time being in force, which rules are deemed to be incorporated by reference in this clause. The seat of the arbitration shall be Singapore.

The number of arbitrators will be three, with each side to the dispute being entitled to appoint one arbitrator. The two arbitrators appointed by the parties will appoint a third arbitrator who will act as chairman of the proceedings. Vacancies in the post of chairman will be filled by the president of the SIAC. Other vacancies will be filled by the respective nominating party. Proceedings will continue from the stage they were at when the vacancy occurred. If one of the parties refuses or otherwise fails to appoint an arbitrator within 30 days of the date the other party appoints its, the first appointed arbitrator will be the sole arbitrator, provided that the arbitrator was validly and properly appointed. All proceedings will be conducted, including all documents presented in such proceedings, in the English language. The English language version of these terms and conditions prevails over any other language version.

12.4. Attorneys' Fees. In the event an action is brought to enforce the terms and conditions of this Agreement, the prevailing party shall be entitled to reasonable attorneys' fees, both at trial and on appeal.

– END –

Software Product Policy

Datalogic reserves the right to ship its products with the latest version of software/firmware available. This provides our customers with the very latest in Datalogic software technology.

The only exception to this policy is when the buyer has a signed contract with Datalogic that clearly defines the terms and conditions for making software/firmware changes in products shipped to the buyer.

To arrange for a Software Maintenance and Support Agreement please contact your Datalogic sales person.

NOTES

POWERSCAN™ PD96XX

ABOUT THE SCANNER

The PowerScan™ PD96XX is a feature-rich and rugged area imager reader. It is offered in several different models to better fit the different needs of each customer. The table below shows the unique features of each model:

MODEL P/N	OPTICAL FEATURE
PD9630-SR	Standard Range, standard and low density codes
PD9630-HP	High Performance, high standard and low density codes
PD9630-DC	Document Capture, wide angle, standard and low density code, color sensor for image capture

General Features

Omni-directional Operating	To read a symbol or capture an image, you simply aim the reader and pull the trigger. Since the PowerScan™ PD96XX is a powerful omni-directional reader, the orientation of the symbol is not important.
Decoding	Thanks to powerful algorithms, PowerScan™ PD96XX reliably decodes all major 1D (linear) barcodes, 2D stacked codes (such as PDF417), 2D matrix symbols (such as DataMatrix), postal codes (such as POSTNET, PLANET). The data stream — acquired from decoding a symbol — is rapidly sent to the host. The reader is immediately available to read another symbol
Formatting and Concatenating	The string of a decoded code may be processed according to either a simple or advanced data formatting and be concatenated.
Imaging	PowerScan™ PD96XX can also function as a camera by capturing entire images or image portions of labels, signatures, and other items. Color images are possible with -DC model.
Autoscanning	An autoscan command causes the reader to scan continuously and to monitor the central zone of its reading area.
Flash Memory	Flash technology allows you to upgrade the PowerScan™ PD96XX reader as new symbologies are supported or as improved decoding algorithms become available.
USA Driver License Parsing	The reader can be set up to select and output a subset of data elements from USA Driver License PDF417 barcodes. This feature can be enabled using either Datalogic Aladdin™ or the barcodes in the USA Driver License Parsing Quick Reference Guide (QRG), available on the Datalogic website.

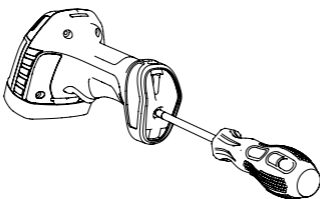
SETTING UP THE READER

Follow the steps below to connect and get your reader up and communicating with its host.

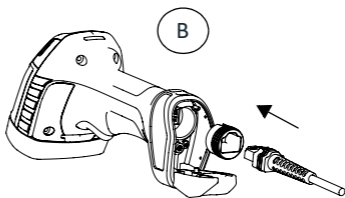
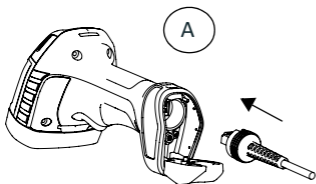
1. Connect the Cable to the reader and the Host as shown below.
2. Configure the Interface ([see page 7](#)).
3. Configure the Reader starting on page 15 (optional, as needed).

Connect the PowerScan™ by plugging directly into the host device as shown. The power can also be supplied through an external power supply via the Interface Cable supplied with a power jack.

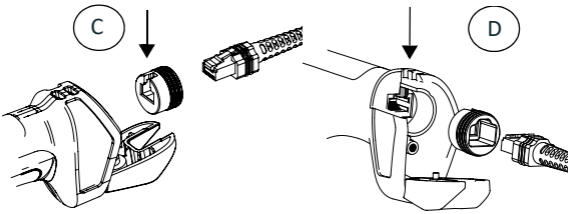
Connecting the Cable



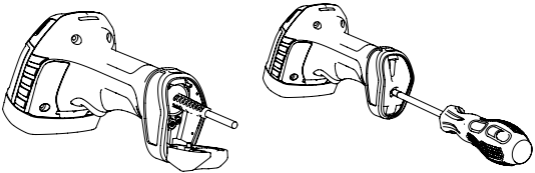
1. Use a screwdriver to open the handle.



2. Insert the circular RJ45 cable (figure A) or use the adapter with non-circular RJ45 cables (figure B).



3. In this case, make sure to insert the adapter with the slot facing up (C). The rib (D) inside the adapter seat must fit into this slot.



4. Once the cable is properly inserted, close the handle and screw it back into the body.

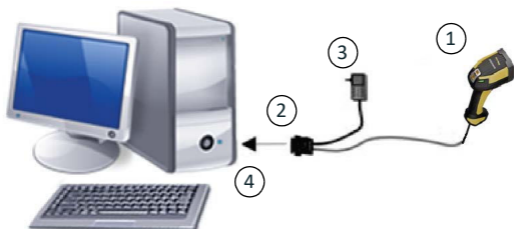
Connecting to the Host Interface

Follow the steps indicated by the pictures below to connect the gun to the Host, according to the communication cable available.

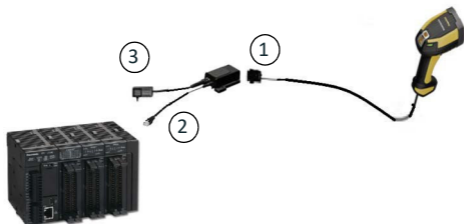
USB



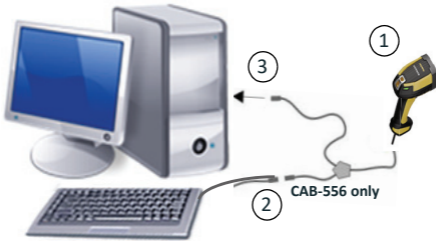
RS-232



ETHERNET



WEDGE



NOTE: Use only CAB-556. Other Wedge cables are not compatible with PD96xx readers.





CAUTION: To avoid damage to the scanner and/or to the host, first install correctly the cable into the scanner and then connect the other end of the cable into the host port of the PC.

USING THE POWERSCAN™ PD96XX

The PowerScan™ PD96XX normally functions by capturing and decoding codes. The reader is equipped with an internal Motionix™ motion-sensing function which activates the aiming system on device motion. The intelligent aiming system indicates the field of view which should be positioned over the bar code:

Table 1 - Aiming System

MODEL P/N	AIMER PATTERN
PD9630-SR PD9630-HP	
PD9630-DC	

Symbologies with smaller bars or elements (mil size) should be read closer to the unit. Symbologies with larger bars or elements (mil size) should be read farther from the unit.

Successful reading is signaled by an audible tone plus a good-read green spot LED indicator and vibration. Reference the PowerScan™ 9600 Family Product Reference Guide (PRG) for more information about this feature and other programmable settings.

SELECTING THE INTERFACE TYPE

Upon completing the physical connection between the reader and its host, proceed directly to the Interface Selection paragraph below, to program the reader for the interface type it is connected to (for example: RS-232, Keyboard Wedge, USB, etc.). Scan the appropriate bar code to select your system's correct interface type.

Interface Selection

All models are multi-interface and support RS-232, USB, Ethernet and Keyboard Wedge. Information and programming options for each interface type are provided in this section. For defaults and additional information associated with each interface, proceed to the corresponding chapter in the PowerScan™ 9600 Family PRG.

CONFIGURING THE INTERFACE

Scan the appropriate programming bar code to select the interface type for your system.



NOTE: Unlike some other programming features and options, interface selections require that you scan only one programming label. DO NOT scan an ENTER/EXIT label prior to scanning an interface selection label.

Some interfaces require the scanner to start in the disabled state when powered up. If you read one of these interface selections by mistake, or if additional scanner configuration is desired while in this state, pull the trigger and hold for 5 seconds. The scanner will change to a state that allows reading programming labels.

This procedure is allowed only once after the reader is powered up. If it is necessary to repeat the procedure, you must cycle power to the reader before repeating.

SERIAL INTERFACE

RS-232 standard interface



★ Select RS232-STD

RS-232 Wincor-Nixdorf



Select RS232-WN

RS-232 for use with OPOS/UPOS/JavaPOS



Select RS-232 OPOS

USB Com to simulate RS-232 standard interface



Select USB-COM-STD^a

USB-OEM

USB -OEM (can be used for OPOS/UPOS/JavaPOS)



Select USB-OEM

a. Download the correct USB Com driver from www.datalogic.com

★ Factory setting

USB FOR TERMINALS

USB HID POS



Select USB HID POS

USB Toshiba TEC



Select USB Toshiba TEC

USB FOR MAGELLAN SCANNERS

USB for Magellans



Select USB Magellan Scanners






ETHERNET



Select Ethernet Interface

Keyboard Interface

Use the programming labels to select options for USB Keyboard and Wedge Interfaces.

KEYBOARD
<p>USB Keyboard with standard key encoding</p>  <p>Select USB Keyboard</p>
<p>USB Keyboard with alternate key encoding</p>  <p>Select USB Alternate Keyboard</p>
<p>USB -Composite</p>  <p>★ Select USB-Composite</p>
<p>AT, PS/2 w/Standard Key Encoding</p>  <p>Select KBD-AT</p>
<p>AT, PS/2 w/Alternate Key</p>  <p>Select KBD-AT-ALT</p>

★ Factory setting

COUNTRY MODE



ENTER/EXIT PROGRAMMING MODE



★ Country Mode = US



Country Mode = Belgium



Country Mode = Croatia



Country Mode = Czech Republic



Country Mode = Denmark

★ Default Value

COUNTRY MODE (CONTINUED)



Country Mode = France



Country Mode = French Canadian



Country Mode = Germany



Country Mode = Hungary



Country Mode = Italy



Country Mode = Japanese 106-Key

COUNTRY MODE (CONTINUED)

Country Mode = Lithuanian



Country Mode = Norway



Country Mode = Poland



Country Mode = Portugal



Country Mode = Romania



Country Mode = Spain

COUNTRY MODE (CONTINUED)



Country Mode = Sweden



Country Mode = Slovakia



Country Mode = Switzerland



Country Mode = United Kingdom

PROGRAMMING

The reader is factory-configured with a set of standard default features. After scanning the interface bar code from the Interfaces section, select other options and customize your reader through use of the programming bar codes available in the PowerScan™ PD96XX PRG. Check the corresponding features section for your interface, and also the Data Editing and Symbologies chapters of the PRG.

Using Programming Bar Codes

This manual contains bar codes which allow you to reconfigure your reader. Some programming bar code labels, like the bar code "Reset Default Settings" below, require only the scan of that single label to enact the change.

Other bar codes require the reader to be placed in Programming Mode prior to scanning them. Scan an ENTER/EXIT bar code once to enter Programming Mode; scan the desired parameter settings; scan the ENTER/EXIT bar code again to accept your changes, which exits Programming Mode and returns the reader to normal operation.

Configure Other Settings

Additional programming bar codes are available in the PRG to allow for customizing programming features. If your installation requires different programming than the standard factory default settings, refer to the PRG.

Resetting Product Defaults

If you aren't sure what programming options are in your reader, or you've changed some options and want your custom factory settings restored, scan the bar code below to reset the reader to its initial configuration. Reference the PRG for other options, and a listing of standard factory settings.



NOTE: Factory defaults are based on the interface type. Be sure your reader is configured for the correct interface before scanning this label. See "Selecting the Interface Type" on page 7 for more information.



Reset Default Settings

READING PARAMETERS

Move the reader toward the target and center the aiming pattern and illumination system to capture and decode the image. See ["Using the PowerScan™ PD96XX" on page 6](#) for more information.

The aiming system will briefly switch off after the acquisition time, and if no code is decoded will switch on again before the next acquisition. The illuminator will remain on until the symbol is decoded.

As you read code symbols, adjust the distance at which you are holding the reader.

OPERATING MODES

Scan Mode

The reader can be set to operate in one of several scanning modes. See the PRG for more information and settings for any of the options:

Trigger Single (Default) — This mode is associated with typical handheld reader operation. Motion Sense is active and if the scanner detects motion the aiming pattern is turned on. When the trigger is pulled, illumination is turned on and the scanner attempts to read a label. Scanning is activated until one of the following occurs:

- the programmable "Scanning Active Time"¹ has elapsed
- a label has been read
- the trigger is released

Trigger Pulse Multiple — Scanning begins when the trigger is pulled and continues after the trigger is released, until the trigger is pulled again or until the programmable "Scanning Active Time"¹ has elapsed. Reading a label does not disable scanning. Double Read Timeout¹ prevents undesired multiple reads while in this mode.

Trigger Hold Multiple — When the trigger is pulled, scanning starts and the product scans until the trigger is released or "Scanning Active Time"¹ has elapsed. Reading a label does not disable scanning. Double Read Timeout¹ prevents undesired multiple reads while in this mode.









Always On — The illuminator is always ON and the reader is always ready for code reading. Double Read Timeout¹ prevents undesired multiple reads.

Flashing — The reader illuminator flashes on and off regardless of the trigger status. Code reading takes place only during the Flash On² time. Double Read Timeout¹ prevents undesired multiple reads.

1. See the Product Reference Guide (PRG) for these and other programmable features

Stand Mode — The scanner looks for changes within its field-of-view. The Aiming Pattern is always on to show the optimum reading area. If a predefined amount of movement is detected, the white illumination switches on. Scanning continues until a label is read or “Scanning Active Time” is reached.

Retained Trigger Hold Multiple — Same as Trigger Hold Multiple but all decoded labels are transmitted when the trigger is released. The labels can be sorted before transmission.

SCAN MODE	
 ENTER/EXIT PROGRAMMING MODE	
 ♦ Scan Mode = Trigger Single	 Scan Mode = Trigger Pulse Multiple
 Scan Mode = Trigger Hold Multiple	 Scan Mode = Flashing
 Scan Mode = Always On	 Scan Mode = Stand Mode
 Scan Mode = Retained Trigger Hold Multiple	

♦ = Default value

- Controlled by Flash On Time and Flash Off Time. Use the PRG to program these options.

TECHNICAL SPECIFICATIONS

PowerScan™ PD96XX

PHYSICAL CHARACTERISTICS	
Color	Yellow/Black
Dimensions	Height 19.0 cm (7.5") Length 14.0 cm (5.5") Width 7.9 cm (3.1")
Weight (without cable)	Approx. 318 gr. (11.2 oz.)
ELECTRICAL CHARACTERISTICS	
Input Voltage	5 - 30 VDC \pm 5%
Current Consumption	Operating (Typical): PD9630-SR: 200mA @ 5V; 120mA @ 12V PD9630-HP/ PD9630-DC: 280mA @ 5V / 140mA @ 12V Standby/Idle (Typical): 187mA @ 5V / 92mA @ 12V
Reading Indicators	Top illumination, Good Read Spot, Beep, Vibration
Interfaces Supported	USB, RS-232, Ethernet and Keyboard Wedge see page 7 for a listing of available interface options
ENVIRONMENTAL CHARACTERISTICS	
Operating Temperature	-20° to 50° C (-4° to 122° F)
Storage Temperature	-40° to 70° C (-40° to 158° F)
Humidity	0 to 95% non-condensing
Drop Resistance	Withstands 50 drops from 2.5 m/8.2 ft @20° C; Withstands 50 drops from 2.0 m/6.6 ft @-20° C
Ambient Light Immunity	100,000 Lux
Contaminants: Spray/rain, Dust/particulates	IP67 and IP65
ESD Protection	20 KV
Regulatory	See Regulatory Addendum

OPTICAL CHARACTERISTICS	
Optical Format	1/4"
Imager Sensor	1280 H x 800 V
Illumination System	White LED
Aiming System	630 - 680 nm VLD
Reading Angle	All models: Pitch: +/- 52°; Skew: +/- 52°
Field of View	HP: 38° x 24° STD: 38° x 24° DC: 51° x 33.5
Print Contrast Ratio	minimum 15%
DECODE CAPABILITY	
<p>1D Bar Codes GS1 Databar linear codes, UPC/EAN (A,E,13,8), including P2/P5 Addons, ISBN ,ISSN, Code128, EAN128, ISBT128, Code39, Code39 Full ASCII, Code39 CIP, Code 32, Trioptic, Interleaved 2 of 5, IATA, Industrial 2 of 5, Standard 2 of 5, matrix2 of 5, data-logic 2 of 5, follet 2 of 5, Codabar, Code11, MSI, Plessey, Code 93, Pharmacode, BC412</p>	
<p>2D / Stacked Codes DataMatrix (square, rettangular), MaxiCode ,QR Codes,(QR, Micro QR and Multiple QR codes), Aztec Postal codes including: Australian Post, China Post, Japanese Post, KIX Post, Planet Code, Postnet, Royal Mail Code(RM45CC), IMB, Sweden Post,Portugal Post, LaPoste A/R 39 Stacked codes including EAN/JAN Composites, GS1 Databar Composites, GS1 Databar Expanded Stacked; GS1 DataBar Stacked; GS1 DataBar Stacked Omnidirectional, PDF417, Macro PDF, Micro PDF417, China sensible, DotCode</p>	
<p>Other OCR, Digimarc</p>	

DOF - DEPTH OF FIELD (TYPICAL) ^A	
Symbology	DOF range
Code 128	<p>PD96XX-SR: 5 mils: 6.4-30.9 cm (2.5-12.2 in) 20 mils: 4-103.7 cm (1.6-40.8 in) 40 mils: 5.5-175 cm (2.2-68.9 in)</p> <p>PD96XX-DC: 5 mils: 3.1-39.7 cm (1.2-15.6 in) 20 mils: 3.5-119.1 cm (1.3-46.9 in) 40 mils: 4.5-186.6 cm (1.7-73.4 in)</p> <p>PD96XX-HP: 2.5 mils: 6.3-11.5 cm (2.5-4.5 in) 5 mils: 3.8-41 cm (1.5-16.1 in) 20 mils: 4-157 cm (1.6-61.8 in) 40 mils: 5.5-242.9 cm (2.1-95.6 in)</p>
EAN13	<p>PD96XX-SR: 13 mils: 4-67.5 cm (1.5-26.5 in)</p> <p>PD96XX-DC: 13 mils: 3.5-102 cm (1.3-40.1 in)</p> <p>PD96XX-HP: 13 mil: 4-120.2 cm (1.5-40.2 in)</p>
PDF417	<p>PD96XX-HP: 10 mils: 0.5-46.1 cm (0.2-18.1 in)</p>
Datamatrix	<p>PD96XX-SR: 10 mils: 6.4-30 cm (2.5-11.8 in)</p> <p>PD96XX-DC: 10 mils: 4.2-30.2 cm (1.6-11.8 in)</p> <p>PD96XX-HP: 4 mils: 6.5-9.3 cm (2.5-3.6 in) 10 mils: 4.2-32.1 cm (1.6-12.6 in)</p>
Max Resolution	<p>PD96XX-SR: 1D = 3 mils, 2D = 6 mils</p> <p>PD96XX-DC: 1D = 3 mils, 2D = 5 mils</p> <p>PD96XX-HP: 1D = 2.5 mils, 2D = 4 mils</p>

a. 13 mils DOF based on EAN. All other 1D codes are Code 39. All labels grade A, typical environmental light, 20°C, label inclination 10°

LED AND BEEPER INDICATIONS

The reader's beeper sounds and its LED illuminates to indicate various functions or errors on the reader. An optional "Green Spot" also performs useful functions. The following tables list these indications. One exception to the behaviors listed in the tables is that the reader's functions are programmable, and so may or may not be turned on. For example, certain indications such as the power-up beep can be disabled using programming bar code labels.

INDICATION	LED	BEEPER
Power-up	Upper LED flashes/blinks on power-up, however, this may be too rapid to view. With a USB interface, the LED blinks until enumeration with the host is completed.	Reader beeps four times at highest frequency and volume upon power-up.
Good Read	LED behavior for this indication is configurable via the feature "Good Read: When to Indicate" (see the PRG for information). The Green spot turns on for a configurable time.	The reader will beep once at current frequency, volume, mono/bi-tonal setting and duration upon a successful label scan.
ROM Failure	Flashes	Reader sounds 4 long beeps.
Limited Scanning Label Read	N/A	Reader 'chirps' six times at the highest frequency and current volume.
Reader Disabled	The LED blinks continuously 100mS on / 900mS off	N/A
Image Capture	Blue light	N/A

TROUBLESHOOTING

PROBLEM	POSSIBLE CAUSE	POSSIBLE SOLUTION
Nothing happens when the scan button is pulled.	No power to the reader.	Check system power. Ensure power supply is connected.
	Interface or power cables are loose.	Ensure all cable connections are secure.
LED comes on, but bar code does not decode.	Reader not programmed for correct bar code type.	Ensure reader is programmed to read the type of bar code scanned. Refer to the PRG for more information.
	Bar code label is unreadable.	Check the label to ensure it is not defaced. Try scanning another bar code type.
	Distance between reader and bar code is incorrect.	Move the reader closer to or further from the bar code.
Bar code is decoded but not transmitted to the host.	Reader not programmed for the correct host type.	Scan the appropriate host type bar code. Refer to the PRG for more information.



NOTE: For detailed troubleshooting, refer to the PRG (Product Reference Guide)

CLEANING PROCEDURE

Exterior surfaces and scan windows exposed to spills, smudges or debris require periodic cleaning to ensure best performance during scanning.



CAUTION: Do not use abrasive pads or cleaning agents.



CAUTION: Be sure to turn off power and unplug the device from electrical outlet before cleaning.

Common Cleaning Solutions

The cleaners and disinfectants listed below are recommended for use on Datalogic Disinfectant-Ready Enclosures.

PRODUCT	CHEMICAL CONTENT
Sani-Cloth® HB, Sani-Cloth® Plus, Super Sani-Cloth®	Quaternary Ammonium Chloride solution
Hepacide Quat II	Virucidal disinfectant cleaner
Alcohol Wipes	70% Isopropyl Alcohol
CaviWipes™	Isopropanol 10-20%; Ethylene Glycol Monobutyl Ether 1-5%
Virex® 256	n-Alkyl Dimethyl Benzyl Ammonium Chloride; Didecyl Dimethyl Ammonium Chloride
Formula 409® Glass and Surface Cleaner	n-Alkyl Dimethyl Benzyl Ammonium Chloride; n-Propoxypropanol
Windex® Blue	Isopropyl Alcohol
Clorox® Bleach; Clorox Healthcare Bleach Germicidal Cleaner	Sodium Hypochlorite; Sodium Hydroxide
Hydrogen Peroxide	3%
ProSpray™ Wipes (Disinfectant towelettes)	0.647% o-phenylphenol; 0.070% o-benzyl-p-chlorophenol
100% Gentle dish soap and water	



NOTE: Disinfectants may be harsh on metal. They are recommended for use only on enclosures.



CAUTION: DO NOT spray or pour cleaner directly onto the unit.

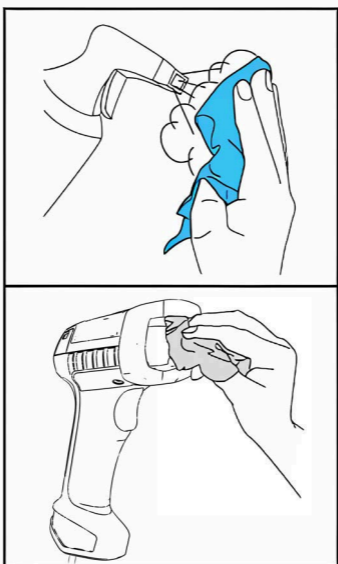
DO NOT use solutions in their concentrated form.

DO NOT use aerosols, solvents or abrasives.

DO NOT use paper towels or rough cloths to clean windows.

Cleaning enclosure and window surfaces

1. Moisten a soft cloth with a recommended cleaning solution. Be sure to apply the solution to your cloth first. Wring excessive liquid from the cloth.
2. Use the cloth to wipe down the surface of the unit. Use cotton swabs, lightly moistened, to reach in corners and crevices.
3. Use another clean dry cloth to remove any residue of the cleaning agent and ensure the unit is dry.



ERGONOMIC RECOMMENDATIONS




CAUTION: In order to avoid or minimize the potential risk of ergonomic injury follow the recommendations below. Consult with your local Health & Safety Manager to ensure that you are adhering to your company's safety programs to prevent employee injury.

- Reduce or eliminate repetitive motion
- Maintain a natural position
- Reduce or eliminate excessive force
- Keep objects that are used frequently within easy reach
- Perform tasks at correct heights
- Reduce or eliminate vibration
- Reduce or eliminate direct pressure
- Provide adjustable workstations
- Provide adequate clearance
- Provide a suitable working environment
- Improve work procedures.

Technical Support

Support Through the Website

Datalogic provides several services as well as technical support through its website. Log on to (www.datalogic.com). For quick access, from the home page click on the search icon , and type in the name of the product you're looking for. This allows you access to download Data Sheets, Manuals, Software & Utilities, and Drawings.

Hover over the Support & Service menu for access to Services and Technical Support.

Reseller Technical Support

An excellent source for technical assistance and information is an authorized Datalogic reseller. A reseller is acquainted with specific types of businesses, application software, and computer systems and can provide individualized assistance.

WARRANTY

Datalogic warrants that the Products shall be free from defects in materials and workmanship under normal and proper use during the Warranty Period. Products are sold on the basis of specifications applicable at the time of manufacture and Datalogic has no obligation to modify or update Products once sold. The Warranty Period shall be **three years** from the date of shipment by Datalogic, unless otherwise agreed in an applicable writing by Datalogic.

Datalogic will not be liable under the warranty if the Product has been exposed or subjected to any: (1) maintenance, repair, installation, handling, packaging, transportation, storage, operation or use that is improper or otherwise not in compliance with Datalogic's instruction; (2) Product alteration, modification or repair by anyone other than Datalogic or those specifically authorized by Datalogic; (3) accident, contamination, foreign object damage, abuse, neglect or negligence after shipment to Buyer; (4) damage caused by failure of a Datalogic-supplied product not under warranty or by any hardware or software not supplied by Datalogic; (5) any device on which the warranty void seal has been altered, tampered with, or is missing; (6) any defect or damage caused by natural or man-made disaster such as but not limited to fire, water damage, floods, other natural disasters, vandalism or abusive events that would cause internal and external component damage or destruction of the whole unit, consumable items; (7) use of counterfeit or replacement parts that are neither manufactured nor approved by Datalogic for use in Datalogic-manufactured Products; (8) any damage or malfunctioning caused by non-restoring action as for example firmware or software upgrades, software or hardware reconfigurations etc.; (9) loss of data; (10) any consumable or equivalent (e.g. cables, power supply, batteries, etc.); or (11) any device on which the serial number is missing or not recognizable.

THE DATALOGIC WARRANTIES ARE EXCLUSIVE AND IN LIEU OF ALL OTHER WARRANTIES, WHETHER WRITTEN, EXPRESS, IMPLIED, STATUTORY OR OTHERWISE, INCLUDING, BUT NOT LIMITED TO, THE IMPLIED WARRANTIES OF MERCHANTABILITY AND FITNESS FOR PARTICULAR PURPOSE. DATALOGIC SHALL NOT BE LIABLE FOR ANY DAMAGES SUSTAINED BY BUYER ARISING FROM DELAYS IN THE REPLACEMENT OR REPAIR OF PRODUCTS UNDER THE ABOVE. THE REMEDY SET FORTH IN THE WARRANTY STATEMENT IS THE BUYER'S SOLE AND EXCLUSIVE REMEDY FOR WARRANTY CLAIMS. NO EXTENSION OF THIS WARRANTY WILL BE BINDING UPON DATALOGIC UNLESS SET FORTH IN WRITING AND SIGNED BY DATALOGIC'S AUTHORIZED REPRESENTATIVE. DATALOGIC'S LIABILITY FOR DAMAGES ON ACCOUNT OF A CLAIMED DEFECT IN ANY PRODUCT DELIVERED BY DATALOGIC SHALL IN NO EVENT EXCEED THE PURCHASE PRICE OF THE PRODUCT ON WHICH THE CLAIM IS BASED. DATALOGIC SHALL NOT BE LIABLE FOR DAMAGES RELATING TO ANY INSTRUMENT, EQUIPMENT, OR APPARATUS WITH WHICH THE PRODUCT SOLD UNDER THIS AGREEMENT IS USED. Further details on warranty coverage, rights and conditions are addressed under and regulated by the Terms and Conditions of Sales of Datalogic available at https://www.datalogic.com/terms_conditions_sales.

©2022 Datalogic S.p.A. and /or its affiliates. • All rights reserved • Without limiting the rights under copyright, no part of this documentation may be reproduced, stored in or introduced into a retrieval system, or transmitted in any form or by any means, or for any purpose, without the express written permission of Datalogic S.p.A. and/or its affiliates • Datalogic and the Datalogic logo are registered trademarks of Datalogic S.p.A. in many countries, including the U.S. and the E.U.



Datalogic S.r.l.

Via S. Vitalino, 13 | 40012 Calderara di Reno | Bologna - Italy
Tel. +39 051 3147011 | Fax +39 051 3147205



820121701

Rev. B

January 2022