

The Kathrein RRU 4500 reader is the next generation of RAIN RFID readers and the leading IoT device for all professional AutoID solutions. It is the first choice for professional IoT solutions, such as industrial automation and vehicle identification in ruggedised environments.

Its best-in-class 33-dBm UHF RF unit and the powerful scalable processing unit change the way identification works.

Based on the latest RFID standards, such as EPC Gen2V2/ISO 18000-63, Kathrein RRU 4500 reader supports all market leading transponder chip features for security, authentication and encoding.



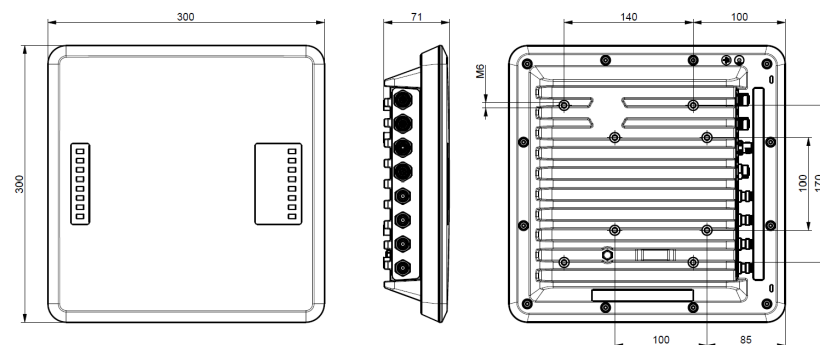
## Features

- ruggedised high-end RAIN RFID reader
- powerful IoT gateway
- enhanced RF design
- integrated high secure memory module
- 4 antenna ports
- +33 dBm port power
- @KRAI antenna support
- GPIO
- PoE+
- basic computing module
- embedded dual-core 800 MHz PC
- open source Linux OS
- advanced LED visualisation
- IP67 outdoor use\*
- type approval for Europe, US and RoW

## Key Applications

- Manufacturing and Automotive
- Logistics
- Track & Trace
- Intelligent Transportation Systems
- Healthcare

## Dimensions [mm]



## Note

### Risk of material damage!

- ▶ Make sure that the depth at which the screws are put into the housing of the reader does not exceed 10 mm (the tightening torque is 5 Nm).

## General Specifications

Type	ETSI Version	FCC Version
	<b>RRU 4500</b>	<b>RRU 4500</b>
<b>Order number</b>	<b>52010288</b>	<b>52010296</b>
<b>RFID</b>		
Frequency range	[MHz]	865–868
Impedance antenna port	[Ohm]	50
Max. TX power, conducted	[dBm]	33
Max. TX power, radiated	[dBm ERP] [dBm EIRP]	33
RX sensitivity	[dBm]	typ. –80
Number of antenna ports	[R-TNC]	4
Standards	EN302208-2 V2.1.1, EN301489-3, EN50364, EN62368-1, EN60529, EPC Gen2 V2, UCODE DNA	FCC Part15, UL, IC, EPC Gen2 V2, UCODE DNA
<b>Voltage</b>		
Local supply	[VDC]	+10 to +30
Connector		M12, A-coded, 4-pole
Remote feed	[VDC]	PoE+ according to 802.3at (35–57)
Connector		M12, X-coded, 8-pole, port 1 only
<b>Power consumption</b>		
Local supply	[W]	25.4
Remote feed	[W]	25.4
<b>Embedded PC</b>		
Processor		ARMv7-A based processor, 2 cores @ 800 MHz
Flash memory (eMMC)	[Gbyte]	8
RAM DDR3	[Gbyte]	1
Operating system		Linux
<b>Ethernet</b>		
Number of Ethernet ports		2
Datarate	[Mbit/s]	10/100
Connector		M12, X-coded, 8-pole
<b>©KRAI</b>		
TX Frequency	[kHz]	22
Supply voltage (output)	[V]	5
Max. current per port	[mA]	100
<b>LED visualisation</b>		
Freely programmable		12
Fixed		1 (power LED)

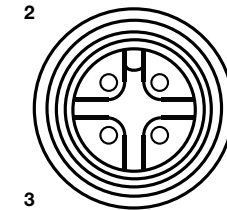
**> General Specifications**

Type	ETSI Version	FCC Version
	<b>RRU 4500</b>	<b>RRU 4500</b>
Order number	<b>52010288</b>	<b>52010296</b>
<b>GPIO</b>		
Type	4 inputs, 4 outputs (double insulation possible)	
Max. input voltage	[V]	30
Max. output voltage	[V]	30
Max. current per output port	[mA]	500
Max. current over all outputs	[mA]	1500
Connector	M12, A-coded, 12-pole	
<b>RFID controller</b>		
Processor	ARMv7-A based processor with 600 MHz	
Flash memory eMMC	[Gbyte]	4
RAM DDR2	[Mbyte]	128
Operating system	Linux	
<b>Mechanical properties</b>		
Weight	[kg]	4.00
Degree of protection	IP67*	
Operating temperature range	[°C]	-20 to +55
Storage temperature range	[°C]	-40 to +85
Dimensions (L x W x H)	[mm]	300 x 300 x 71

\* if all connections are made with a Kathrein cable or have Kathrein protective caps

**> Power Supply**

M12, A-coded, 4-pin, male

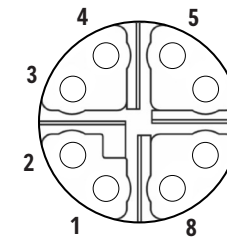


Pinout Power Supply

Pin	Allocation
1	+24 V DC
2	GND
3	GND
4	+24 V DC

**> Ethernet**

M12, X-coded, 8-pin, female

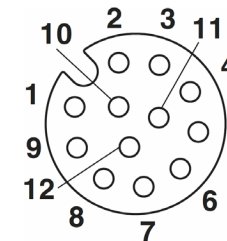


Pinout communication PoE+

Pin	Data	PoE
1	TX+	PoE Mode A
2	TX-	PoE Mode A
3	RX+	PoE Mode A
4	RX-	PoE Mode A
5		PoE Mode B
6		PoE Mode B
7		PoE Mode B
8		PoE Mode B

**> GPIO**

M12, A-coded, 12-pin, female



Pinout general purpose input output

Pin	Allocation	Pin	Allocation
1	OUT_CMN	7	UB
2	OUTPUT_1	8	OUTPUT_4
3	INPUT_3	9	OUTPUT_3
4	INPUT_CMN	10	OUTPUT_2
5	INPUT_1	11	INPUT_2
6	GND	12	INPUT_4